

Designing E-Book Based on TBL (Task Based Learning) for TEC (Totality English Course)

Nurul Afidah^{1*}, Tanagung Laksono Putro², Hanifah³, Lukluil Maknun⁴

^{1,2,3} English Department, KH. A. Wahab Hasbullah University Jombang

⁴MTs Al Iman Ponorogo

*Email: nurulafidah@unwaha.ac.id

ABSTRACT

The purpose of this research was to design an electronic book for Totality English Course that was called TEC BOOK. TEC BOOK was electronic book that was based on TBL for students in beginner level. The method of the research was Research and Development method. The researcher chose ADDIE to be the model of this research. ADDIE was model of research that consists of analysis, design, development, implementation, and evaluation in the steps. The approach of this study was quantitative and qualitative. Interview was used by the researcher to collect the data of need analysis, and questionnaire for collecting the data of implementation product. The subject of this research was the beginner students of Totality English Course (TEC). The result of need analysis showed that students needed a book to study in the course to make the study became more effective and interesting than before. The result of need analysis was supported by the result of implementation. The result showed that (90,76%) students of Totality English Course (TEC) were strongly agree about the implementation of TEC BOOK in TEC. The result of development showed that TEC BOOK got (82%) in validation of media and got (94%) in validation of material. It means that the media and material in TPEC BOOK was valid. Based on that result TEC BOOK was ready to be used by the students of TEC in studying English.

Keywords: E-Book, TBL, TEC

INTRODUCTION

Language is only one thing to have communication with another people. According to Agustina & Ainisholikhah (2021) language is one of important things for having communication between nations in the world. English is one of international language that is really needed by the people in every country.

Using English every person can speak with almost all of people in this world. According to Afidah, Sari, and Hanifah (2021) English is widely spoken as second language in Singapore, Hong Kong, and Malaysia, meanwhile in Indonesia is only taught and learnt as a foreign language.

There are four skills that we must learn if we want to learn about English. The four skills are listening, speaking, writing, and reading (Almunawaroh, 2021). Those four skills are the key to learn about English and must be taught in school. If we have known and expert on it, automatically we are going to be expert in English.

English in Indonesia is taught by many things such as power point, application, video, and book. Book is one of media for teaching English because book is the key if we want to learn about anything. According to Amri and Ahmadi (as cited in Sihotang & Sibuea, 2015) teaching book is collectable papers that is used to help teacher in teaching activities. Book can be used wherever such as for school, university, and course. Book also can be made in electronic form that is called E-book. According to Prakoso (as cited in Utari, 2014) E-book is a technology using computer to show some multimedia information in dynamic and simple form.

Book can teach students many things about English such as reading skill and speaking skill, because if the students read book automatically students also speak. According to Akbar (as cited in Aprilia and Lukita, 2019) he stated that through reading, language learner can learn vocabulary knowledge which may facilitate their speaking performance and their usage of structure in the language target. It means with reading book students have improved two skills of English that is reading and speaking skill.

Book also can be alternative for the English teacher to teach the students because all of materials has been there in the book. It also gives a good impact to the students because students can study first before the teacher explains the material.

Book is not only used to teach English in school but also can be used to teach English in everywhere. It can be house, museum, playing ground, and another place because book is flexible to bring whenever students want to go, besides that book also very important to be used in English course because by using book some materials that is given by teacher become systematic and effective

Based on the researcher experience become a teacher in one of English course in Tunggorono, Jombang that's called "TEC" (Totality English Course). The researcher does the need analysis in TEC. The need analysis shows that the course does not have a book for teaching the students. The material that is given by the teacher to the students is not systematic and effective because the teacher confuses when they want to teach.

The researcher shows some previous studies that have relevance or connection with the research that do by the researcher. The first previous study is from Susilo and Pahlevi (2021) who designed interactive E-book by smartphone in record management major in implementation of keeping the record management data. By E-book they made the process of giving and delivering all of lesson more effective than before and can improve the knowledge about ICT.

The second previous study is from Utari (2014) who designed education media E-book in English lesson for tenth grade of senior high school. She designed E-Book for teaching English include all of material in tenth grade of senior high school using sigil application to make the E- Book.

By those previous studies, the research that was done by the researcher will be more detailed and effective because there were several people have done that research and success. Even those previous studies have been good and success, the researcher will improve the book because of the researcher needs to compare and adjustment the book with the students and the teacher in TEC (Totality English Course).

In conclusion the researcher intends to designs an E-Book based on task based learning (TBL) for totality English course (TEC) that is called TEC BOOK.

METHOD

This research uses Research and Development (R&D) method. Research and development is one of

research methods that is used to design or develop a product or some products to give a benefit in education. According to Sugiyono (as cited in Maghrifoh, 2016) a research method that is used to make a product and test the quality of that product.

Different expert has different definition. According to Nana (as cited in Maghrifoh, 2016) educational research and development (R&D) is a process or steps to design a new product or develop a product that has been made by another person than can be answered. Based on that definition, it is completely clear that research and development is an activity to design or develop a product.

The researcher chooses “ADDIE” as a model of this research, ADDIE is a process used by training developers and instructional designers to plan and create effective learning experiences. ADDIE is an acronym of Analysis, Design, Development, Implementation, and Evaluation those are actually the steps that researcher must do in ADDIE model. The researcher chooses ADDIE, because ADDIE is the simple model but also gives the good result that is why the researcher chooses ADDIE to design TEC BOOK.

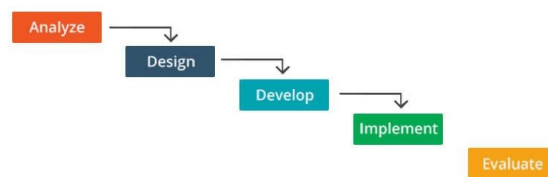


Figure 1. Steps of ADDIE (Sugihartini & Yudiana, 2018)

RESULT AND DISCUSSION

- The Result of Analysis

The researcher did the first step by doing analysis in TEC Jombang. In this step the researcher did the interview to the eight students of TEC in beginner level one by one in order to get a concrete answer of the students. The interview contains some questions about the product that was made by the researcher whether the product gave a good impact and effective in that place or not. The result of the interview was the researcher knows TEC BOOK is suitable with the curriculum in TEC and also needed by the teacher and the students of TEC.

Table 1. The result of interview

Question	Answer
Is book helps students to study easily?	Yes, book helps students to study because with book student can read the material and know what material that want to give by the teacher at that day.
During students study in TEC, because there is no book so what is student's opinion about study without book?	Study without book is really not effective because students only study with a note book and student only get the material in the course time with a limited time
What do students think about E-Book to study English?	Actually online book give advantages and disadvantages, the disadvantages is the students feel uncomfortable because the students must read the material that there is in mobile phone and it makes their eyes tired, and the advantage is the student can access the book wherever and whenever they are

Which one is better, study in class with book or without book and please explain it.	Better with book because book is like a key to have a preparation before the lesson be given by the teacher to the students. Automatically the students have a preparation and ready to study.
How do students think about interactive E-book, is that make students more interesting to study?	Yes, interactive E-Book makes students interesting to study because student can do the quiz with study the material in the same time
Because in TEC there is no book to study about the lesson. How about if TEC make a E-Book for studying the lesson	That is sound great because with book students can study effectively and the book also helps the students when the student study English in school.

After the researcher did the analysis, automatically the researcher had the result of the analysis. According to TEC students “E-book was an effective product because with book the process of study will be run well and more effective”. The teacher also had a problem on it because there was not book to concept teaching learning. Based on it the researcher designs a product that can make the students were easy and happy to study about the material. That product was called TEC-Book.

- The Result of Design

After the researcher got the data, the researcher started to make a media to help the students of TEC. The researcher made an Interactive E-Book for Totality English Course. First time the researcher started to decide the material that was given to the students in beginner level by asking to the teacher what material that was given by the teacher to the students in beginner level, and the material that was given in beginner level were:

Table 2. Outline material for beginner level

MEETING	TOPIC	LEVEL
1	Greeting and Introduction	Beginner Class
2	Alphabet	Beginner Class
3	Days and Months	Beginner Class
4	Cardinal Number	Beginner Class
5	Ordinal Number	Beginner Class
6	Color	Beginner Class
7	Animals	Beginner Class
8	Family	Beginner Class
9	Fruits	Beginner Class
10	Vegetables	Beginner Class
11	Jobs	Beginner Class
12	Kitchen	Beginner Class
13	Living Room	Beginner Class
14	Adjective	Beginner Class
15	Pronoun	Beginner Class
16	Verb	Beginner Class

- The Result of Development

The researcher did the validation of media to those validators by giving the questionnaire so the researcher knew whether the media was feasible or not for teaching the students. The researcher also asked the comment of the validator whether the media was ready to publish or not yet. The researcher consulted to the validator twice, first time the media still needed to be fixed by the researcher and the second time the media was ready to be published and used for teaching the student.

The researcher counted the data that was gotten from validators by using formula that was adapted from (Setiyorini, 2014):

$$P = \frac{\sum x}{\sum x_i} \times 100\%$$

P = Percentage of the validation product

$\sum x$ = Total respond of the validator in all item

$\sum x_i$ = Total score in all item

By using the criteria of the product that was also adapted from (Setiyorini, 2014):

Table 3. Criteria of the product adapted from (Setiyorini:2014)

Percentage	Criteria of validation
81-100	EXCELLENT
61-80	VERY GOOD
41-60	GOOD
21-40	FAIR
0-20	POOR

- **Material Validation**

The validator of media was Mrs. Iretna Ayu Labibah S.Pd. She was the teacher in SMK PGRI 1 JOMBANG and also teacher in scholars official. She graduated from S1 in STKIP PGRI Jombang. In scholars official she taught her students using media because of that the researcher chose her to be the validator of the media.

Table 4. The result of validation media

No	Items	Result
1	The color of media	4
2	The color of media is not blur	5
3	The media is interesting	4
4	The font of this media is easy to be read	4
5	The media is easy to be accessed	4
6	The color of media is easy to be seen	5
7	The media using high resolution figure	5
8	The presentation of this book is simple	4
9	The flexibility of the media	3
10	The book is easy to be read	3
Total		41

Based on the data above the researcher started to count it by the formula:

$$P = \frac{\sum x}{\sum x_i} \times 100\%$$

$$P = \frac{41}{50} \times 100\% = \underline{82\%}$$

Based on the table of criteria, validation the media got 82%. It was mean that the media of the researcher was including in the category of **EXCELLENT** media. It meant the media was ready to be published and use to teach in TEC.

- Validation of material

The validator of material was miss Tria Hidayani, S.Pd one of AHE “Anak Hebat” teacher who has graduated from STKIP PGRI Jombang six years ago. During six years she ever taught in many schools and institution. That’s why the researcher chose her to be validator of material

Table 5. The result of validation material

No	Items	Result
1	The materials are delivered in step by step	5
2	The grammatical of the material	5
3	The spelling of the material	4
4	The materials are easy to understand	4
5	The materials are sequence and clear	5
6	The vocabularies are in correct meaning	5
7	The difficulty of vocabularies	5
8	The correlation between the materials and the level	5
9	The vocabularies are correct based on dictionary	5
10	The Book is suitable to be used in course	4
Total		47

Based on the data above the researcher started to count it by the formula:

$$P = \frac{\sum x}{\sum x_i} \times 100\%$$

$$P = \frac{47}{50} \times 100\% = \underline{94\%}$$

Based on the table of criteria, validation the media got 94%. It was mean that the material of the researcher was including in the category of **EXCELLENT** material. It was mean the material was ready to be published and use to teach in TEC.

Before getting the valid media and material, the researcher did some revision to the product:

BEFORE

AFTER

PRONOUN (KATA GANTI)

PRONOUN adalah sebuah kata yang digunakan untuk menggantikan kata benda baik itu subject ataupun object dalam sebuah kalimat.
Pronoun are divided become 5 those are:

PRONOUN				
SUBJECT PRONOUN	OBJECT PRONOUN	POSSESSIVE ADJECTIVE	POSSESSIVE PRONOUN	REFLEXIVE
I	ME	MY + NOUN	MINE	MYSELF
YOU	YOU	YOUR + NOUN	YOURS	YOURSELF
WE	US	OUR + NOUN	OURS	OURSELVES
THEY	THEM	THEIR + NOUN	THEIRS	THEMSELVES
HE	HIM	HIS + NOUN	HIS	HIMSELF
SHE	HER	HER + NOUN	HERS	HERSELF
IT	IT	IT'S + NOUN	IT'S	ITSELF
JHON	JHON	JHON'S + NOUN	JHON'S	-

Example of Pronoun in sentence

SUBJECT PRONOUN	I/YOU/WE/THEY study English in school.
OBJECT PRONOUN	HE/SHE/IT/JHON buys an apple in market.
POSSESSIVE ADJECTIVE	My mother is angry with ME/YOU/US/THEM/HIM/HER/IT/JHON.
POSSESSIVE PRONOUN	Johnny calls ME/YOU/US/THEM/HIM/HER/IT/JHON tonight.
REFLEXIVE	I like MY/YOUR/OUR/THEIR/HIS/HER/IT'S/JHON'S CAR.
	This laptop is MINE/YOURS/OURS/THEIRS/HIS/HER/IT'S/JHON'S.
	That apple is MINE/YOURS/OURS/THEIRS/HIS/HER/IT'S/JHON'S.
	I can see myself on mirror.
	You should ask yourself about this problem.
	We must do it by ourselves without asking help for other people.
	He believes himself can pass the problem alone.

Figure 2. color of media before revision

PRONOUN (KATA GANTI)

PRONOUN adalah sebuah kata yang digunakan untuk menggantikan kata benda baik itu subject ataupun object dalam sebuah kalimat.
Pronoun are divided become 5 those are:


PRONOUN				
SUBJECT PRONOUN	OBJECT PRONOUN	POSSESSIVE ADJECTIVE	POSSESSIVE PRONOUN	REFLEXIVE
I	ME	MY + NOUN	MINE	MYSELF
YOU	YOU	YOUR + NOUN	YOURS	YOURSELF
WE	US	OUR + NOUN	OURS	OURSELVES
THEY	THEM	THEIR + NOUN	THEIRS	THEMSELVES
HE	HIM	HIS + NOUN	HIS	HIMSELF
SHE	HER	HER + NOUN	HERS	HERSELF
IT	IT	IT'S + NOUN	IT'S	ITSELF
JHON	JHON	JHON'S + NOUN	JHON'S	-

Example of Pronoun in sentence

SUBJECT PRONOUN	I/YOU/WE/THEY study English in school.
OBJECT PRONOUN	HE/SHE/IT/JHON buys an apple in market.
POSSESSIVE ADJECTIVE	My mother is angry with ME/YOU/US/THEM/HIM/HER/IT/JHON.
POSSESSIVE PRONOUN	Johnny calls ME/YOU/US/THEM/HIM/HER/IT/JHON tonight.
REFLEXIVE	I like MY/YOUR/OUR/THEIR/HIS/HER/IT'S/JHON'S CAR.
	This laptop is MINE/YOURS/OURS/THEIRS/HIS/HER/IT'S/JHON'S.
	That apple is MINE/YOURS/OURS/THEIRS/HIS/HER/IT'S/JHON'S.
	I can see myself in mirror.
	You should ask yourself about this problem.
	We must do it by ourselves without asking help for other people.
	He believes in himself can pass the problem alone.

Figure 3. color of media after revision

FRUITS (BUAH – BUAHAN)




FRUITS	
Apel	Apple
Anggur	Grape
Alpukat	Avocado
Belimbing	Star fruit
Buah naga	Dragon fruit
Ceri	Cherry
Durian	Durian
Delima	Pomegranate
Jeruk	Orange
Jambu	Guaava
Kelengkeng	Longan
Kelapa	Coconut
Manggis	Mangosteen
Mangga	Mango
Melon	Melon
Nangka	Jackfruit
Nanas	Pineapple
Pisang	Banana
Pepaya	Papaya
Semangka	Watermelon
Sirsat	Soursop

DO YOU KNOW?
BANANA is only one fruits that can not grow again after being picked by people

DO YOU KNOW?
Fruit that has the most VITAMIN C is not Orange but GUAVA because in guava there will be more than 200 mg

Figure 4. color of media before revision

FRUITS (BUAH – BUAHAN)



FRUITS	
Apel	Apple
Anggur	Grape
Alpukat	Avocado
Belimbing	Star fruit
Buah naga	Dragon fruit
Ceri	Cherry
Durian	Durian
Delima	Pomegranate
Jeruk	Orange
Jambu	Guaava
Kelengkeng	Longan
Kelapa	Coconut
Manggis	Mangosteen
Mangga	Mango
Melon	Melon
Nangka	Jackfruit
Nanas	Pineapple
Pisang	Banana
Pepaya	Papaya
Semangka	Watermelon
Sirsat	Soursop

DO YOU KNOW?
Mangosteen is not totally true in English, you also can say it as the Indonesian name that is "Manggis"

DO YOU KNOW?
Orange in English has two meanings, first is "Jeruk" and the other one is a "Jingga"

Figure 5. color of media after revision

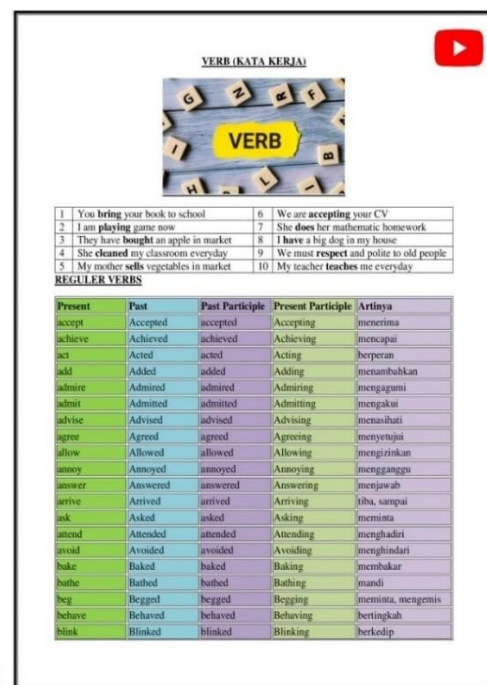


Figure 6. color of media before revision

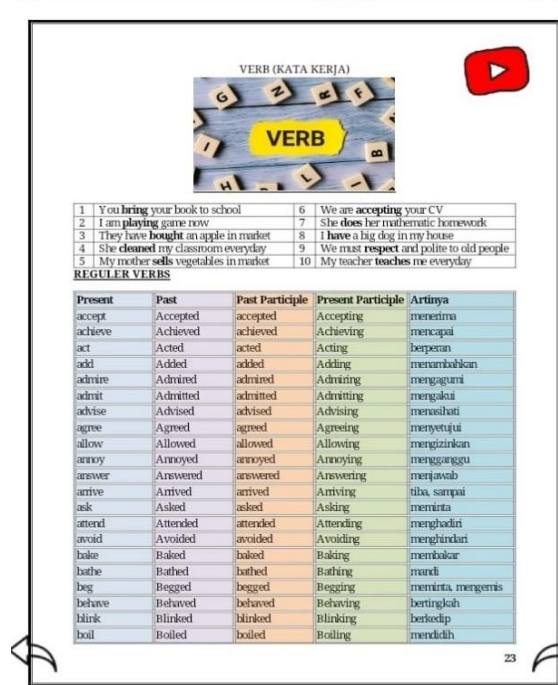


Figure 7. color of media after revision



Figure 8. color of media before revision

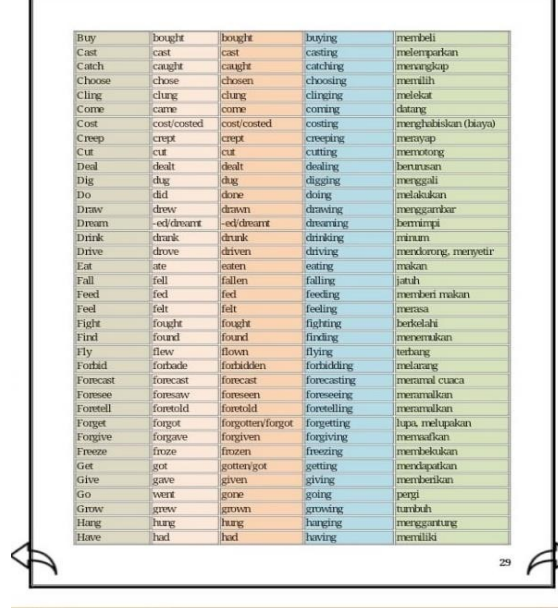


Figure 9. color of media after revision

The picture above showed the new layout of the TEC BOOK after being revised by the researcher. The researcher changed from the color and remake the button of the video.

- The Result of Implementation

In this case the researcher tried out the product to all of students, not just beginner level but also advance level of TEC students because this book was useful for all of students of totality English course.

The researcher made thirteen statements to be shown to the students in the try out. The students read the statement and chose agree or disagree with the statement after reading the statement and using the media. The researcher chose 20 students to join the try out. The researcher used questionnaire by giving statements as the instrument of doing the try out. The result that was gotten by the researcher after doing the try out was:

Table 6. The result of try out indicators

No	Max score	Result	Percentage	Description of indicators
1	80	78	97,5%	The students strongly agree that this book helps the process of study
2	80	75	93,75%	The students strongly agree that they can study autodidact by doing the exercise
3	80	73	91,25%	The students strongly agree that this book make them easy to study
4	80	74	92,5%	The students strongly agree that this book help them ready to face the lesson
5	80	75	93,75%	The students strongly agree that this book is easy to understand
6	80	69	86,25%	The students strongly agree that the video in this book is interesting
7	80	75	93,75%	The students strongly agree that the picture in this book is interesting
8	80	74	92,5%	The students strongly agree that the color of this book is nice to see
9	80	68	85%	The students strongly agree that this book is flexible
10	80	69	86,25%	The students strongly agree that this book helps them to do homework from School
11	80	72	90%	The students strongly agree that this book make them interested in studying English
12	80	68	85%	The students strongly agree that this book helps them to study many Vocabularies
13	80	74	92,5%	The students strongly agree that this book has many important vocabularies.
AVERAGE			90,76% (strongly agree)	

Based on the result of try out to the students of Totality English Course the researcher got 90,76 % it was mean that the media of the researcher was very agreed by the students of TEC to be applied in the course. The researcher made a conclusion that the media that's called "TEC BOOK" was useful for the students of TEC because the students got a book for studying English every day. The students also could do the exercise for practicing and enjoy with the education video. TEC BOOK increased the interested of TEC students to study about English because they got E-book completely with the explanation by video and written.

- The Result of Evaluation

In this section the researcher discussed about the strength and the weakness of TEC BOOK for TEC (Totality English Course). The strength of TEC BOOK were: a) easy to be accessed by the students, b) this book was eye-catching, c) Increase the interesting of the student to study English, d) small capacity and flexible. Therefore the weakness of TEC BOOK was using data connection for accessing the full content. Like according to Faoziah (2020) there were 5 weakness of ICT those were a) Lack of willingness of writing some materials, b) No every student in school had smartphone, c) Trouble of technically, d) Limited access, e) Difficult to operate the application.

The researcher showed the final layout of the TEC BOOK after revision. The following were some figures of TEC BOOK:




Figure 10. cover of book

TABLE OF CONTENTS	
TABLE OF CONTENTS.....	ii
GREETING (SALAM).....	1
INTRODUCTION (PERKENALAN).....	2
ALPHABET (HURUF).....	3
DAYS AND MONTH (HARI DAN BULAN).....	4
CARDINAL AND ORDINAL NUMBER.....	6
COLOR (WARNA).....	8
ANIMALS (HEWAN).....	10
FAMILY (KELUARGA).....	12
FRUITS (BUAH - BUAHAN).....	13
VEGETABLES (SAYUR - SAYURAN).....	15
JOBS (PEKERJAAN).....	17
KITCHEN AND LIVING ROOM (DAPUR DAN RUANG TAMU).....	19
ADJECTIVE (KATA SIFAT).....	21
PRONOUN (KATA GANTI).....	22
VERB (KATA KERJA).....	23

Figure 11. table of content



Figure 12. material of media

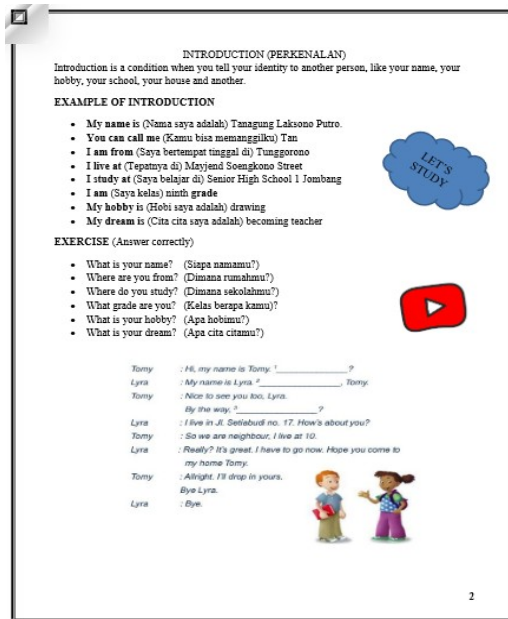


Figure 13. material of media

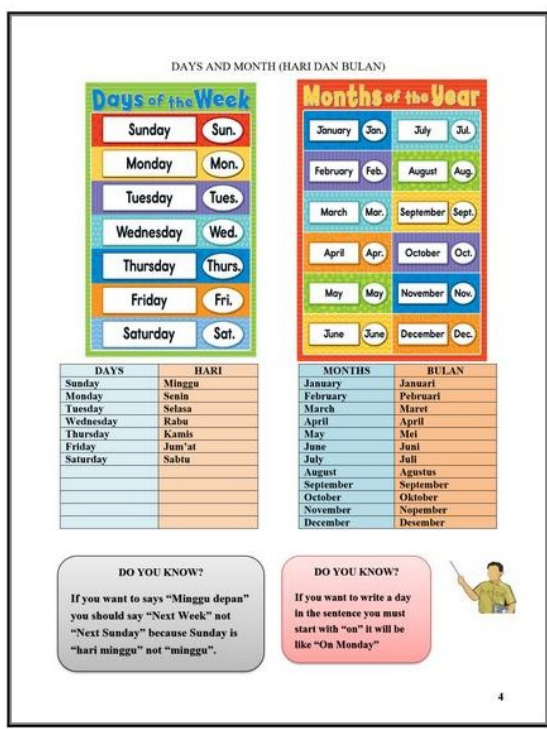


Figure 14. material of media

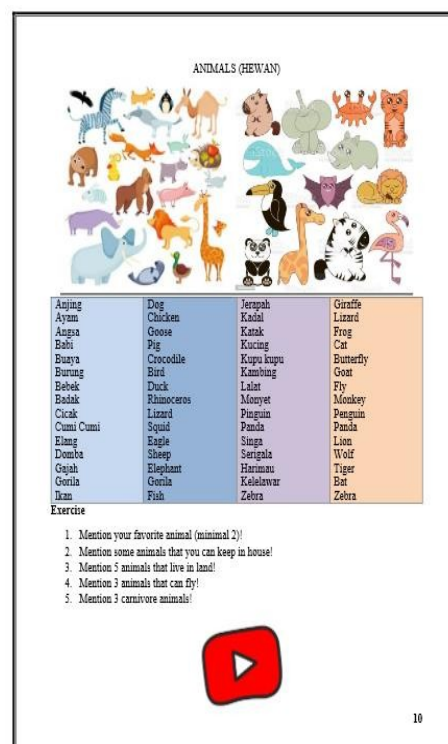


Figure 15. material of media

I work in office, my duty is to keep order from criminal act, my job is so cool, I always wear uniform every day and that looks so cool. Public safety is my obligation and my motto is "TURN BACK CRIME". Who am I?

I work in clean place, in that place, anything should be clean and hygienist, I always feel hot and hurry when do my job because everybody is waiting for me and I am always fast. I wear white uniform and have a unique hat. Who am I?

I am beautiful, tall, and have an ideal body. I work at clean place and nice place. I have to control my voice when I speak with every person during my job, and I must be a really kind and polite person during my job. Who am I?

I am smart and discipline person, I am the hero without title honor and everybody respects my job. My job is teaching someone about anything that they do not know until they know. My job is really respectful. Who am I?

I work in the dirty place and wide place, even dirty but during doing my job there will be really good view, and my job is one of the most important job because without my job will there is no fruits, vegetables, rice, and another. Who am I?

Take the answer below!!!

Chef	Police	Seller	Teacher	Doctor	Stewardess	Pilot	Farmer
------	--------	--------	---------	--------	------------	-------	--------

Match the job and where is the suitable place to do the job!

Try to memorize the jobs above minimal 10 jobs with the translation and show to your teacher in front of the class!

18

Figure 16. exercise of media

Describe about these things!

-
-
-
-
-
-
-
-

Describe the picture above

1	That is knife. It is made from metal, it is really sharp and used to slice anything and usually used by mother to slice fruits or vegetables and cook in kitchen.
2	
3	
4	
5	
6	
7	
8	

Try to memorize something in the kitchen and living room minimal 10 things with the translation and show to your teacher in front of the class!

20

Figure 17. exercise of media

CONCLUSION

TEC BOOK that was designed by the researcher based on TBL for TEC. The result showed that (90,76%) students of Totality English Course (TEC) were strongly agree about the implementation of TEC BOOK in TEC. The result of development showed that TEC BOOK got (82%) in validation of media and got (94%) in validation of material. It means that the media and material in TEC BOOK was valid. Based on that result TEC BOOK was ready to be used by the students of TEC in studying English.

DAFTAR RUJUKAN (font size 12pt)

- Afidah, N., Sari, N. K., & Hanifah, H. (2021). Investigating Students' Perspectives on the Use ofTiktok As an Instructional Media in Distance Learning During Pandemic Era. *DINAMIKA : Jurnal Kajian Pendidikan Dan Keislaman*, 6(2), 47–68. <https://doi.org/10.32764/dinamika.v6i2.1872>
- Agustina, U. W., & Ainisholikhah, N. (2021). Designing PALUGADA (Practice and LearnUsing Grammar Learning Media) for Beginner Students. *Eduscope*, 07(01).
- Almunawaroh, N. F. (2021). J-SHMIC : Journal of English for Academic. *J-SHMIC : Journal ofEnglish for Academic*, 8(1), 66–76. <https://journal.uir.ac.id/index.php/jshmic/article/view/3905>
- Aprilia, N. R., & Lukita, M. L. (2019). Correlational Study Between the Improvement of Reading Achievement and Student' Speaking Skill at The First Grade of SMAN 1 Rawamerta Karawang. *PROJECT (Professional Journal of English Education)*, 2(5), 656. <https://doi.org/10.22460/project.v2i5.p656-664>

- Faoziah, O., et al. (2020). the Use of Ict N Efl Classroom. *Journal of English Language Learning (JELL)*, 103.
- Maghrifoh, L. (2016). *Pengembangan modul matematika materi transformasi berdasarkan kemampuan otak kanan siswa kelas vii Mts Negeri 2 Tulungagung tahun ajaran 2015/2016*. 53(9), 41–55. [http://repo.iain-tulungagung.ac.id/4622/4/BAB 3.pdf](http://repo.iain-tulungagung.ac.id/4622/4/BAB%203.pdf)
- Setiyorini, E. (2014). *Pengembangan Lembar Kerja Siswa (LKS) untuk Meningkatkan Hasil Belajar Materi Pokok Bangun Ruang Sisi Datar Siswa Kelas VIII SMP Negeri 1 Boyolangu Tulungagung Tahun Pelajaran 2013-2014*. 1, 53–72. [http://repo.iain- tulungagung.ac.id/id/eprint/345](http://repo.iain-tulungagung.ac.id/id/eprint/345)
- Sihotang, C., & Sibuea, A. M. (2015). Pengembangan Buku Ajar Berbasis Kontekstual Dengan Tema “Sehat Itu Penting.” *Jurnal Teknologi Informasi & Komunikasi Dalam Pendidikan*, 2(2), 169–179. <https://doi.org/10.24114/jtikp.v2i2.3293>
- Sugihartini, N., & Yudiana, K. (2018). Addie Sebagai Model Pengembangan Media Instruksional Edukatif (Mie) Mata Kuliah Kurikulum Dan Pengajaran. *Jurnal Pendidikan Teknologi Dan Kejuruan*, 15(2), 277–286. [https://doi.org/10.23887/jptk- undiksha.v15i2.14892](https://doi.org/10.23887/jptk-undiksha.v15i2.14892)
- Susilo, F. A. N., & Pahlevi, T. (2021). Pengembangan bahan ajar e-book interaktif berbantuan media pembelajaran smartphone pada mata pelajaran kearsipan kompetensi dasar menerapkan prosedur pemeliharaan arsip kelas x apk smk muhammadiyah 1 Lamongan Lamongan. *Journal of Office Administration: Education and Practice*, 1(2), 179–195.
- Utari, S. Y. (2014). *Pengembangan Media E-book Pada Mata Pelajaran Bahasa Inggris kelas X di SMA Negeri 2 Padang Panjang*. 103. [https://digilib.uns.ac.id/dokumen/download/42088/MTQxNjA1/Pengembangan-Media-E- book-Pada-Mata-Pelajaran-Bahasa-Inggris-Kelas-X-di-SMA-Negeri-2-Padang-Panjang- abstrak.pdf](https://digilib.uns.ac.id/dokumen/download/42088/MTQxNjA1/Pengembangan-Media-E-book-Pada-Mata-Pelajaran-Bahasa-Inggris-Kelas-X-di-SMA-Negeri-2-Padang-Panjang-abstrak.pdf)